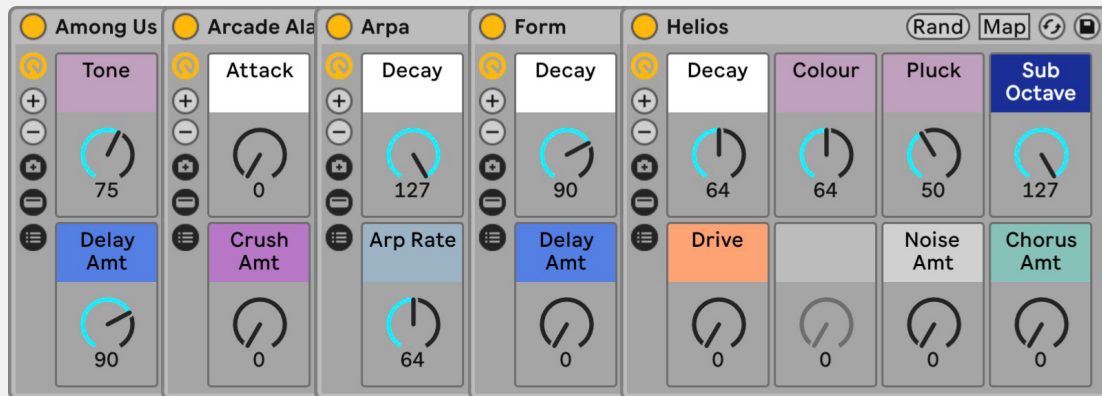


# ANLG Getting Started Guide



ANLG is a collection of 47 Ableton Live synth presets that bring the depth and character of analog hardware into your productions.

Drawing inspiration from classic synths, these presets deliver deep, rich, and expressive sounds — perfect for cutting-edge electronic music.

From lush pads to gritty basses, ANLG captures the warmth and authenticity of vintage gear — right inside Ableton Live.

# In This Guide

 **Installing ANLG** **4**

 **Using ANLG** **5**

Preset Categories

One Preset, Many Sounds

 **Additional Info** **8**

## Installing ANLG

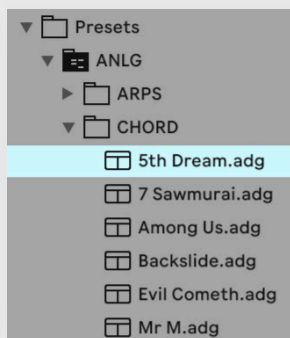


ANLG

Inside the folder you downloaded, you will find an Ableton Live Project folder name ANLG. Inside this folder are several other subfolders including ones named ARP, CHORD, FX, MONO and POLY.

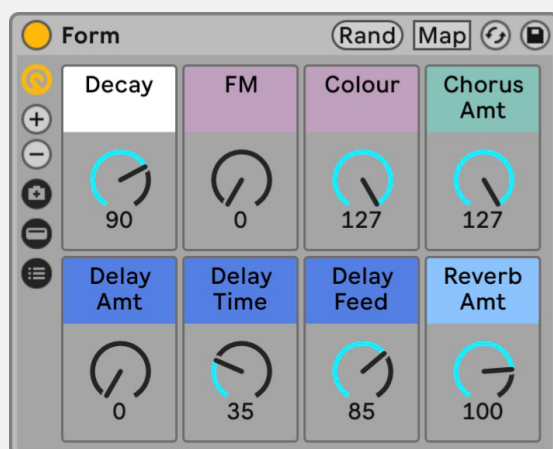
To install, simply copy the entire ANLG folder to wherever you keep your custom Ableton Live content (like the User Library).

To load individual presets, drag and drop the corresponding .adg files found in the folders for each kind of preset.



To learn more about installing Packs in Ableton Live, see the [Installing 3rd Party Packs and Content in Ableton Live](#) guide.

## Using ANLG



Each preset in ANLG is presented as an [Ableton Live Rack](#) with several Macro controls that adjust important aspects of the sound.

Each sound will be different, but the labels on the controls should give you a good idea of what each control will do. Simply load a sound, play some notes, then adjust the controls to hear the difference.

Controls are grouped together by colour, so similarly coloured controls will perform related functions. For example, the controls in **blue** in the image above all relate to the *Delay* effect.

Note that some controls might not have any effect based on the position of other controls. For example, again referring to the **blue** *Delay* controls above, *Delay Time* and *Delay Feed* will have no impact while *Delay Amt* is at 0.

## Preset Categories

There are 5 categories of preset in ANLG:

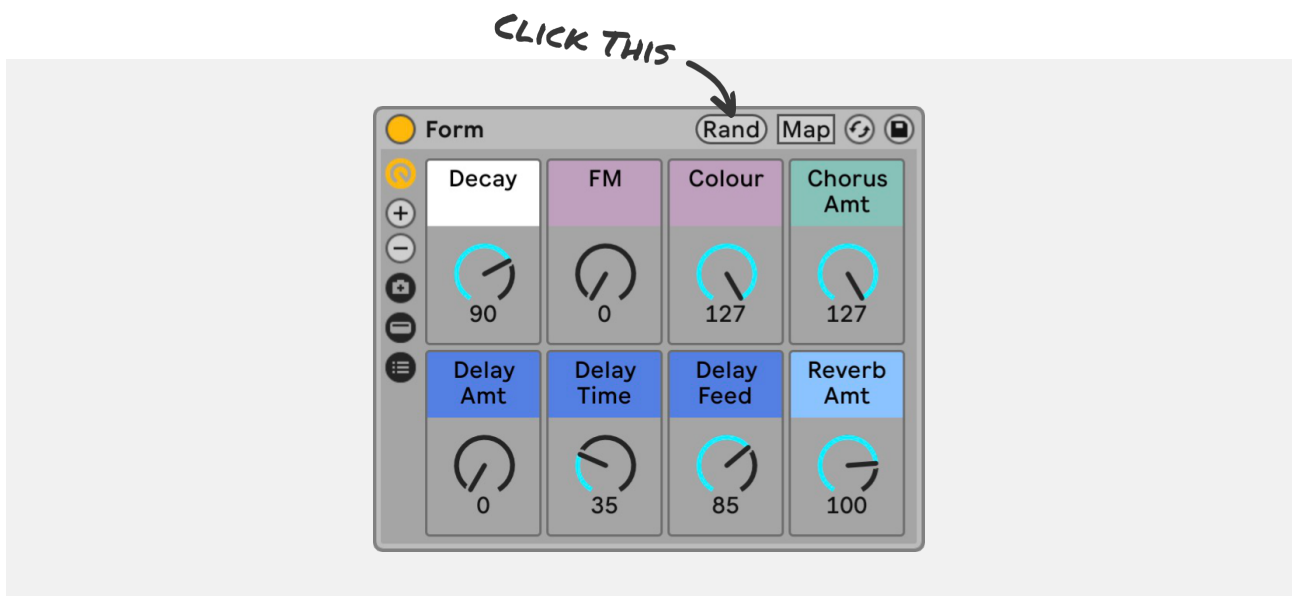


- **ARP:** Uses an arpeggiator to create rhythmic patterns. Play and hold a chord to hear the pattern.
- **CHORD:** Creates simple 2-note chords. Multiple chords can be layered to create more complex chords, but be aware that these might not always sound musically pleasing.
- **FX:** Non-musical effect sounds, useful for transitions or other incidental sounds.
- **MONO:** Can only play one note at a time. Play these sounds low to get bass-type sounds. Play them high to get melodic-type sounds like Leads and Plucks.
- **POLY:** Can play multiple notes simultaneously. Play multiple notes together to create chords or play notes one after the other to create melodies. These sounds could be Pads, Plucks, Swells or various other kinds of sounds.

*Its important to note that the presets in ANLG aren't prescriptive; each preset isn't meant to be a Bass, Pad or Lead but can be used in multiple contexts, so explore and experiment! 🧐*

## One Preset, Many Sounds

Each preset in ANLG is capable of many different kinds of sounds. The controls for each preset have been set up in such a way that almost any combination of controls will sound good, giving you far more than the 47 base presets to play with.



One simple way to find new sounds is to use Live's built in Macro Randomisation feature. Simply click the 'Rand' button at the top right of the Rack to generate a new sound.

## **Additional Info**

If you have any questions or issues, please get in touch at [elphnt.io/contact](https://elphnt.io/contact)

ANLG is made by Ableton Certified Trainer Tom Glendinning, also known as ELPHNT. For more devices, tutorials and free music production resources, visit [elphnt.io](https://elphnt.io)

Please read the up-to-date licensing info for ANLG at [elphnt.io/licensing](https://elphnt.io/licensing)

Ableton Live and all its logos are the property of Ableton AG.